



# INDIAN SCHOOL AL WADI AL KABIR

DEPARTMENT OF MATHEMATICS (2022 – 2023)

TOPIC: NUMBER CONCEPTS (101-200)

WORKSHEET 1

RESOURCE PERSON: Mrs. Aditi Mathur

NAME: \_\_\_\_\_ CLASS: II SEC: \_\_\_\_\_ DATE: \_\_\_\_\_

**Q1. Write the number names for the given numbers. Do not forget to begin the number name with a capital letter.**

1. 149 - \_\_\_\_\_

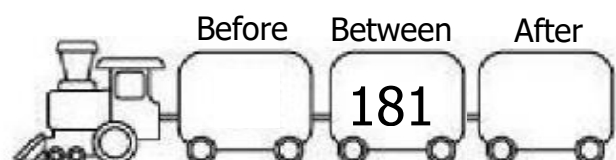
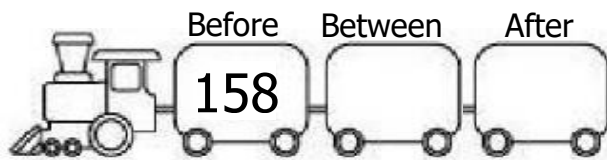
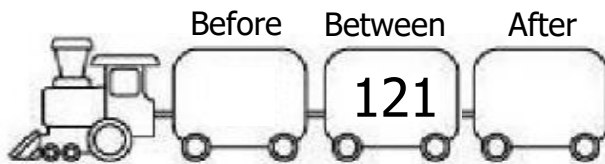
2. 200 - \_\_\_\_\_

3. 113 - \_\_\_\_\_


4. 106 - \_\_\_\_\_

5. 187 - \_\_\_\_\_

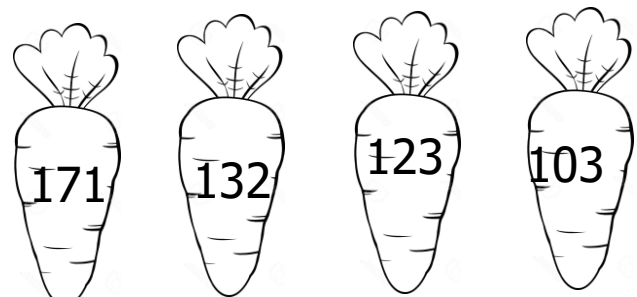
**Q2. Fill the missing bogies of the train with numbers before, after or between.**



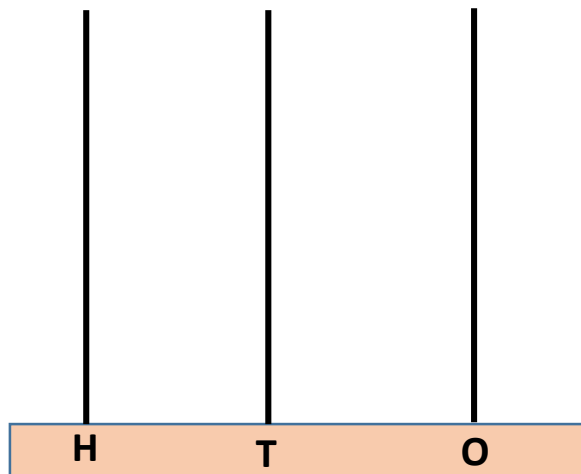
**Q3a. Colour the fruit with the largest number.**



**Q3b. Colour the vegetable with the smallest number**



**Q4. Draw the beads on the abacus for the given number and answer the questions based on it.**



**170**

1. The number name for the given number:

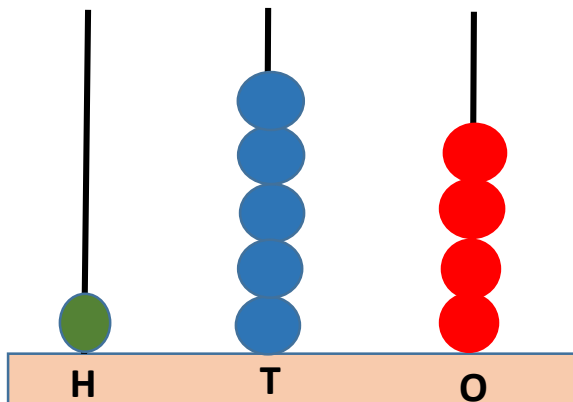
\_\_\_\_\_

2. The above given number can be expanded as:

\_\_\_\_\_ = \_\_\_\_\_ Hundred + \_\_\_\_\_ Tens + \_\_\_\_\_ Ones

= \_\_\_\_\_ + \_\_\_\_\_ + \_\_\_\_\_

**Q5. Look at the given image of the abacus and answer the questions that follow.**



1. Write the number formed above \_\_\_\_\_

2. Expand the number above in two ways:

\_\_\_\_\_ = \_\_\_\_\_ + \_\_\_\_\_ + \_\_\_\_\_

= \_\_\_\_\_ + \_\_\_\_\_ + \_\_\_\_\_

3. The number that comes before the given number is \_\_\_\_\_